

# 83-84 MEDIA GUIDE

# IT'S A BLAST!

VANCOUVER  
WHITECAPS  
INDOOR  
ACTION



**WHITECAPS**



**Labatt's**



# Holiday Inn®

## WEST BROADWAY

*Official Hotel of  
Vancouver Whitecaps*




**FOR RESERVATIONS CALL 879-0511**

- Within 20 minutes of the Pacific Coliseum and *within just five minutes of B.C. Place Stadium.*
- A midtown hotel with a *great entertainment centre.*
- The Cherry Tree Lounge and Restaurant — the ideal spot for *pre-game or post-game entertainment.* Solve your parking problems by coming early for dinner, leaving your car in the hotel lot and riding a *shuttle bus* to and from B.C. Place!
- Enjoy the fabulous *MG5-Holiday Inn Health Spa* that features the Japanese Shiatsu Massage along with full pool and sauna.
- *Twin theatres* for the latest movies.
- Special *weekend rates* for anyone desiring a 'Whitecaps Getaway' in the Holiday Inn Hotel.

# Cherry Tree

# TABLE OF CONTENTS

NASL Indoor Alignment . . . . .	2
1983-84 NASL Indoor Schedule . . . . .	3-4
Whitecaps Administration/ Arena Information . . . . .	5
Whitecaps Indoor Schedule . . . . .	6
Peter Bridgwater . . . . .	7
Indoor Coaching Staff . . . . .	8
Tino Lettieri . . . . .	9
Shaun Lowther . . . . .	10
Mark Nickeas . . . . .	11
Bob Lenarduzzi . . . . .	12
Dave Norman . . . . .	13
Fran O'Brien . . . . .	14
Mike Sweeney . . . . .	16
Peter Ward . . . . .	17
1983-84 Indoor Roster . . . . .	18-19
Paul Nelson . . . . .	20
Ade Coker . . . . .	21
Mick Martin . . . . .	22
Steve Nesin . . . . .	23
Alex Barnetson . . . . .	24
Pierce O'Leary . . . . .	25
Carl Valentine . . . . .	26
P.J. Johns . . . . .	27
Ian Bridge . . . . .	28
Final 81-82 Indoor Stats . . . . .	29
Final 81-82 Outdoor Stats . . . . .	30
1981-82 Game-By-Game Results . . . . .	31
Final 81-82 Indoor Standings . . . . .	32
Final 80-81 Indoor Standings . . . . .	33
Whitecaps Indoor Records . . . . .	34
All-Time Indoor Leaders . . . . .	35-36



## **1983-84 NASL Indoor Soccer Alignment**

---

Chicago Sting (Chicago Stadium)  
Golden Bay Earthquakes (Oakland Coliseum)  
New York Cosmos (Byrne/Meadowlands Arena, Madison Square Garden)  
San Diego Sockers (Sports Arena)  
Tampa Bay Rowdies (Hillsborough County Fairground, Lakeland Civic Center, St. Petersburg Bayfront Center)  
Tulsa Roughnecks (Fairgrounds Pavilion)  
Vancouver Whitecaps (Pacific Coliseum)

---

### **Duration of the Game**

---

Indoor Soccer as played by the North American Soccer League will present games of four 15-minute periods. Teams will change ends following each quarter. In the event of games ending in a tie, teams will play consecutive 15-minute sudden-death overtime periods until one team scores. An interval of three minutes will take place at the end of the first and third quarters and any overtime periods, while a 15-minute intermission occurs at the ends of the second quarter.

---

### **Figuring the Standings**

---

NASL Indoor Soccer Standings will be computed solely on the basis of won-loss percentage. Standing points, normal to the outdoor game, will not be used. In the event of a tie in the standings, the following five-step procedure will be applied to resolve the deadlock:

- a) Goal difference (goals for minus goals against)
  - b) Goals For
  - c) Wins Away From Home
  - d) Goal Difference in Away Games
  - e) Goals Scored in Away Games
- 

### **Playoff Format**

---

Four teams, the regular season champion plus the next three teams with the best winning percentage will qualify.

---

The semi-finals will be a best-of-three series, with the regular season champion and the next highest ranking team having the first and third games at its home stadium.

---

The finals will be a best-of-five series, with the team with the best regular season winning percentage having the first, second and fifth games at its home stadium.

---

### **Roster Size**

---

Roster size for the indoor season will be determined according to NASL policy. For indoor games 14 players may be suited up.

# 1983-84 North American Soccer League Indoor Schedule

Day	Date	Opponents	Time
Friday	November 11	San Diego at Chicago	8:00
Saturday	November 12	Golden Bay at New York	8:00 (B)
		San Diego at Tampa Bay	8:00 (TF)
Sunday	November 13	Chicago at Tulsa	3:00
Wednesday	November 16	Golden Bay at Tampa Bay	8:00 (TF)
		New York at San Diego	7:30
Friday	November 18	Tampa Bay at Chicago	8:00
		Vancouver at Golden Bay	8:00
Saturday	November 19	Tampa Bay at Tulsa	7:30
		Golden Bay at San Diego	7:30
Sunday	November 20	Chicago at New York	1:30 (MSG)
Tuesday	November 22	New York at Tulsa	7:30
Saturday	November 26	Tulsa at Tampa Bay	8:00 (TF)
Sunday	November 27	Chicago at San Diego	6:00
Wednesday	November 30	Vancouver at Tampa Bay	8:00 (TF)
		Chicago at Golden Bay	8:00
Friday	December 2	Vancouver at Tulsa	7:30
Sunday	December 4	San Diego at New York	1:30 (MSG)
Monday	December 5	Chicago at Vancouver	7:30
Wednesday	December 7	San Diego at Tampa Bay	8:00 (TF)
Thursday	December 8	Golden Bay at Vancouver	7:30
Saturday	December 10	Tulsa at New York	1:30 (B)
		Chicago at Tampa Bay	8:00 (TF)
		Vancouver at San Diego	7:30
Sunday	December 11	Tulsa at Chicago	1:30
		San Diego at Golden Bay	2:30
Wednesday	December 14	New York at Tampa Bay	8:00 (TF)
Friday	December 16	Tampa Bay at New York	7:30 (MSG)
		Tulsa at San Diego	7:30
		Chicago at Golden Bay	8:00
Sunday	December 18	Golden Bay at Tulsa	3:00
Wednesday	December 21	Tampa Bay at Vancouver	7:30
Thursday	December 22	Chicago at New York	7:30 (MSG)
Friday	December 23	Tulsa at Vancouver	7:30
		Tampa Bay at Golden Bay	8:00
Monday	December 26	New York at Chicago	8:00
Wednesday	December 28	Vancouver at Tampa Bay	8:00 (TF)
		New York at San Diego	7:30
Friday	December 30	Vancouver at Chicago	8:00
Thursday	January 5	Vancouver at Tulsa	7:30
Friday	January 6	Tulsa at Chicago	8:00
		Tampa Bay at Golden Bay	8:00
Saturday	January 7	Tampa Bay at San Diego	7:30
Sunday	January 8	Tulsa at New York	1:30 (B)
Tuesday	January 10	San Diego at Tulsa	7:30
		Golden Bay at Vancouver	7:30
Friday	January 13	New York at Tampa Bay	8:00 (L)
		Vancouver at Chicago	8:00
Saturday	January 14	Chicago at Tulsa	7:30
		Golden Bay at San Diego	7:30
Sunday	January 15	Vancouver at New York	1:30 (B)
Wednesday	January 18	Chicago at Vancouver	7:30
		Tulsa at Golden Bay	8:00
Thursday	January 19	San Diego at New York	7:30 (B)
Friday	January 20	Vancouver at Golden Bay	8:00
Saturday	January 21	San Diego at Chicago	1:30
		Tulsa at Tampa Bay	8:00 (L)
Tuesday	January 24	Golden Bay at Tulsa	7:30
		San Diego at Vancouver	7:30
Wednesday	January 25	Tampa Bay at New York	7:30 (MSG)
Friday	January 27	Golden Bay at Tampa Bay	8:00 (L)
Saturday	January 28	Golden Bay at New York	8:00 (MSG)
		Tampa Bay at Chicago	8:00
		Tulsa at Vancouver	7:30
Sunday	January 29	Tulsa at San Diego	6:00
Thursday	February 2	Chicago at Vancouver	7:30
Friday	February 3	Tampa Bay at Tulsa	7:30
		New York at Golden Bay	8:00

# 1983-84 North American Soccer League Indoor Schedule

Day	Date	Opponents	Time
Sunday	February 5	New York at Vancouver	2:00
		Chicago at Golden Bay	2:30
Friday	February 10	Golden Bay at Tulsa	7:30
		New York at Chicago	8:00
Sunday	February 12	Chicago at Tulsa	3:00
		Vancouver at San Diego	6:00
Wednesday	February 15	New York at Tampa Bay	8:00 (BC)
Thursday	February 16	San Diego at Vancouver	7:30
Friday	February 17	Tulsa at New York	7:30 (MSG)
		San Diego at Golden Bay	8:00
Saturday	February 18	Tampa Bay at Chicago	8:00
Sunday	February 19	Vancouver at Tulsa	3:00
		New York at San Diego	6:00
Wednesday	February 22	Tampa Bay at Vancouver	7:30
Thursday	February 23	Tampa Bay at San Diego	7:30
Friday	February 24	Golden Bay at New York	7:30 (B)
Saturday	February 25	Golden Bay at Chicago	1:30
Sunday	February 26	Chicago at New York	1:30 (B)
		San Diego at Tulsa	3:00
Wednesday	February 29	San Diego at Tampa Bay	8:00 (BC)
		Vancouver at Golden Bay	8:00
Friday	March 2	New York at Vancouver	7:30
		San Diego at Chicago	8:00
Sunday	March 4	Tampa Bay at Golden Bay	2:30
Tuesday	March 6	New York at Tulsa	7:30
Wednesday	March 7	Vancouver at Tampa Bay	8:00 (BC)
		Tulsa at Chicago	8:00
Tuesday	March 8	Golden Bay at San Diego	7:30
Saturday	March 10	Chicago at Tampa Bay	8:00 (BC)
Sunday	March 11	Tampa Bay at Tulsa	3:00
		San Diego at Golden Bay	2:30
		Vancouver at New York	7:30 (MSG)
Thursday	March 15	Vancouver at San Diego	7:30
Friday	March 16	New York at Golden Bay	8:00
Saturday	March 17	Chicago at San Diego	7:30
Sunday	March 18	New York at Vancouver	2:30
		Chicago at Golden Bay	2:30
		Tulsa at Tampa Bay	8:00 (BC)
Wednesday	March 21	San Diego at Vancouver	7:30
Friday	March 23	New York at Chicago	8:00
Saturday	March 24	Golden Bay at Vancouver	2:30
		Tampa Bay at New York	8:00 (B)
		Tulsa at San Diego	7:30
Sunday	March 25	Tulsa at Golden Bay	2:30

## All Times Local

MSG—Madison Square Garden  
 B—Byrne Arena  
 L—Lakeland Civic Center  
 BC—Bayfront Center  
 TF—Tampa Fairgrounds



---

# 1983-84 VANCOUVER WHITECAPS INDOOR ADMINISTRATION

---

President and General Manager	Peter Bridgwater
Vice-President/Marketing	Don Rogelstad
Director of Public Relations	Jack Leonard
Director of Marketing	Greg Yaholnitsky
Sales Manager	Deny Kirk
Community Relations Officer	Alan Goad
Promotions Co-ordinator	Buzz Parsons
Public Relations Assistant	Mark O'Reilly
Marketing and Promotions Assistant	Lynn Thompson
Executive Secretary	Laura Favia
Secretary	Sandy Tufnail
Receptionist	Helen Martin
Ticket Sales Supervisor	Donna McNeilly
Ticket Sales Assistant	Pamela Tierney
Sales Representatives	Bob Stamnes John Morrison Bob Moss

## TEAM DEPARTMENT

Head Coach	John Giles
Assistant Coach/Physio	George Wright
Field/Equipment Manager	Jock McDonald
Youth Coach/Youth Development Director	Nobby Stiles
Team Physician	Dr. Jeurgen Rauh

Office Address: Lougheed Commerce Court  
Tower Two  
Suite #100  
4190 Lougheed Highway  
Burnaby, B.C.  
V5C 6A8

Telex: 04-508336

Telephone: 291-8811

Tickets: 291-6661

---

## ARENA INFORMATION/ FACTS

---

ARENA: Pacific Coliseum, capacity: 15,735

ADDRESS: 100 North Renfrew Street, Vancouver, B.C.

PRESS GATE: North Entrance/Pass Gate

WILL CALL BOOTH: Southwest Corner, Main Ticket Entrance

PRESS BOX: West Side, Renfrew Entrance

PRESS LOUNGE: Upper Concourse Level, West Side

HOME RADIO: Gondola, West Side

VISITING RADIO: Gondola, East Side

VISITING TELEVISION: Lower Press Box, West Side

HOME DRESSING ROOM: Lower Concourse, West Side

VISITING DRESSING ROOM: Adjacent to Home Dressing Room

PRESS BOX PHONES: 253-0151/253-0545

# 1983-84 INDOOR SCHEDULE

DAY	MONTH	DATE		OPPONENT	TIME
Friday	November	18	@	Golden Bay	8:00
Tuesday	November	29	@	Tampa Bay	8:00
				*Bay Front	
Friday	December	2	@	Tulsa	7:30
Monday	December	5	H	Chicago	7:30
Thursday	December	8	H	Golden Bay	7:30
Saturday	December	10	@	San Diego	7:30
Wednesday	December	21	H	Tampa Bay	7:30
Friday	December	23	H	Tulsa	7:30
Wednesday	December	28	@	Tampa Bay	8:00
Friday	December	30	@	Chicago	8:00
Thursday	January	5	@	Tulsa	7:30
Tuesday	January	10	H	Golden Bay	7:30
Friday	January	13	@	Chicago	8:00
Sunday	January	15	@	New York	1:30
				*Meadowlands	
Wednesday	January	18	H	Chicago	7:30
Friday	January	20	@	Golden Bay	8:00
Tuesday	January	24	H	San Diego	7:30
Saturday	January	28	H	Tulsa	2:30
Thursday	February	2	H	Chicago	7:30
Sunday	February	5	H	New York	2:30
Sunday	February	12	@	San Diego	6:00
Thursday	February	16	H	San Diego	7:30
Sunday	February	19	@	Tulsa	3:00
Wednesday	February	22	H	Tampa Bay	7:30
Wednesday	February	29	@	Golden Bay	8:00
Friday	March	2	H	New York	7:30
Wednesday	March	7	@	Tampa Bay	8:00
				*St. Petersburg	
Sunday	March	11	@	New York	7:30
				*Madison Square	
Thursday	March	15	@	San Diego	7:30
Sunday	March	18	H	New York	2:30
Wednesday	March	21	H	San Diego	7:30
Saturday	March	24	H	Golden Bay	2:30







---

## **PETER BRIDGWATER**

---

### **President and General Manager**

Now entering his fourth year with the Whitecaps, Bridgwater is totally committed to the success of soccer — both indoors and outdoors — in North America. He stresses this at the club level through sound business planning, aggressive marketing, an exciting and entertaining product and providing the coaching staff with a winning team. In the long-range, as a key executive within league committees, Bridgwater is dedicated to the viable financial stability of soccer as a professional sport. Bridgwater was the driving force behind the league's "international" outdoor concept — with top world club teams such as Liverpool, Manchester United, Bayern Munich and Sportclub Internacional agreeing to play in the NASL with results counting in the standings.

# 1983-84 INDOOR COACHING STAFF

---

## JOHN GILES

---

### Head Coach

Although this will be John Giles' first season of coaching the Whitecaps indoor team, he is actually entering his fourth season as Whitecaps' head coach. In three outdoor seasons, including playoffs, Giles has comprised a 67-35 win-loss record. His .666 winning percentage ranks third on the league's all-time list. Giles was long-regarded one of the finest midfielders in England with Manchester United, Leeds United and West Bromwich Albion. He represented his native Ireland a record 60 times and served as a special technical director of Brazil's 1974 World Cup team. John, his wife Anne and six children now make their home in suburban Coquitlam.



---

## GEORGE WRIGHT

---

### Assistant Coach/Physiotherapist

A Whitecap since 1980, this will be George Wright's third season as an indoor assistant coach. A respected figure in English soccer, Wright has held similar posts with Middlesbrough, Arsenal and West Bromwich Albion. He has been a lecturer on the British F.A. circuit and is considered an expert in the diagnosis and treatment of injury.



---

## NOBBY STILES

---

### Youth Coach/ Youth Development Director


Responsible for the Whitecaps' youth team and the development of the young Canadian player, Stiles joined the Whitecaps in 1982. Stiles spent 11 seasons as a player with Manchester United, Middlesbrough and Preston. His most memorable season was in 1966 when he helped England to their only World Cup championship. Stiles was capped at every level for England, including 28 full "A" caps.





# SHAUN LOWTHER 2

Position \_\_\_\_\_ Defender  
Height \_\_\_\_\_ 5-8  
Weight \_\_\_\_\_ 155  
Age \_\_\_\_\_ 21  
Years a Cap \_\_\_\_\_ 4th  
Citizen \_\_\_\_\_ Canada  
Former Club \_\_\_\_\_ University  
Dublin  
1983 Club \_\_\_\_\_ Whitecaps




This will be Lowther's first participation in Indoor Soccer. In Vancouver's two previous seasons (1980-81 and 1981-82) Lowther was playing at the University of Dublin, Ireland as part of the Whitecaps' overseas youth development program. This past outdoor season Lowther got into 11 games, playing 839 minutes filling in after injuries to Mark Nickeas, Pierce O'Leary and Mike Sweeney. Lowther has now played in 31 career games for Vancouver over three seasons. He was born in North Shields, England but grew up in Edmonton and became a Canadian citizen in 1982. He was drafted by the Whitecaps' in the second round of the 1980 high school/college amateur draft.

## NO PREVIOUS INDOOR RECORD



# MARK NICKEAS 4

**Position** \_\_\_\_\_ Defender  
**Height** \_\_\_\_\_ 5-11  
**Weight** \_\_\_\_\_ 160  
**Age** \_\_\_\_\_ 26  
**Years a Cap** \_\_\_\_\_ 4th  
**Citizen** \_\_\_\_\_ U.S.A.  
**Former Club** \_\_\_\_\_ Chester  
 (England)  
**1983 Club** \_\_\_\_\_ Whitecaps



The past outdoor season was a frustrating one for Nickeas. He started the season as a centreback and alternated in the early goings between that position and midfield. However once Dave Watson arrived from England, he and Watson formed the Whitecaps' central defence. However, on June 22 Nickeas suffered torn ligaments and did not return to the lineup until August 28 — missing a total of 14 games. He scored his first NASL outdoor goal opening day April 24 in a 3-0 win over Fort Lauderdale. Nickeas saw the door to the outdoor Whitecaps actually open up to him following his stalwart play in the inaugural indoor campaign in 1980-81. That year he finished as the top scoring defender with five goals and nine assists for 19 points. A native of Southport, England, he became a U.S. citizen in 1982. He was among the players invited to Team America's training camp but was unable to attend due to a groin injury.

## NICKEAS' INDOOR CAREER RECORD


Year	Club	GP	G	A	PIM	PTS
1980-81	Vancouver	17	5	9	8	19
1981-82	Vancouver	18	4	4	10	12
<b>TOTALS:</b>		<b>35</b>	<b>9</b>	<b>13</b>	<b>18</b>	<b>31</b>

## PLAYOFFS

Year	Club	GP	G	A	PIM	PTS
1980-81	Vancouver	5	1	0	2	2
1981-82	Vancouver	2	0	0	2	2
<b>TOTALS:</b>		<b>7</b>	<b>1</b>	<b>0</b>	<b>2</b>	<b>2</b>

# BOB LENARDUZZI 5

**Position** \_\_\_\_\_ Defender  
**Height** \_\_\_\_\_ 5-10  
**Weight** \_\_\_\_\_ 160  
**Age** \_\_\_\_\_ 28  
**Years a Cap** \_\_\_\_\_ 11th  
**Citizen** \_\_\_\_\_ Canada  
**Former Club** \_\_\_\_\_ Reading  
 (England)  
**1983 Club** \_\_\_\_\_ Whitecaps  
**Honours** \_\_\_\_\_ 1978 North  
 American Player of the Year  
 1979 NASL Second  
 Team All-Star  
 1982 NASL Honourable  
 Mention All-Star  
 1983 Petro-Can Canadian  
 Sportsman of the Year  
 NASL All-Time Leader  
 Games Played (264)



Bob Lenarduzzi proved in 1983 that he improves with age. Enjoying an outstanding season, Bobby made NASL history on May 22 in San Jose, California when he started against the Quakes — his 242nd career game — breaking the league record of 241 held by former Quake Paul Child. He also ranks second on the club's all-time scoring list with 31 goals and 53 assists for 115 points. He is also the club career leader in fouls (278); assists (53) and playoff games played (24). He has played every position during his 11-year career including goal. This past season saw him fill in as a forward in an emergency. Lenarduzzi is no stranger to the Indoor game, having played the 1979-80 season on loan to the Los Angeles Aztecs along with Buzz Parsons and Bob Bolitho. He finished fifth among club indoor scorers in 1980-81 and sixth in 1981-82.

## LENARDUZZI'S INDOOR CAREER RECORD


Year	Club	GP	G	A	PIM	PTS
1979-80	Los Angeles	12	2	6	8	10
1980-81	Vancouver	14	6	9	11	21
1981-82	Vancouver	12	7	8	6	22
<b>TOTALS:</b>		<b>38</b>	<b>15</b>	<b>23</b>	<b>25</b>	<b>53</b>

## PLAYOFFS

Year	Club	GP	G	A	PIM	PTS
1979-80	Los Angeles	0	0	0	0	0
1980-81	Vancouver	5	3	3	4	9
1981-82	Vancouver	2	1	0	0	2
<b>TOTALS:</b>		<b>7</b>	<b>4</b>	<b>3</b>	<b>4</b>	<b>11</b>

# DAVE NORMAN **NO YEAR** 6

Position \_\_\_\_\_ Midfielder  
Height \_\_\_\_\_ 5-7  
Weight \_\_\_\_\_ 150  
Age \_\_\_\_\_ 21  
Years a Cap \_\_\_\_\_ 4th  
Citizen \_\_\_\_\_ Canada  
Former Club \_\_\_\_\_ University  
Dublin  
1983 Club \_\_\_\_\_ Whitecaps




This will also be David Norman's first call to the indoor game. Like several of the young Whitecaps, Dave spent the first two indoor campaigns playing for the University of Dublin in the Irish League as part of the Whitecaps youth development program. Seeing duty at both fullback and midfielder during the past outdoor season, Norman got into 18 games scoring one goal and adding four assists. He has now appeared in 41 NASL career games for Vancouver. Although born in Glasgow, Scotland, Dave grew up in suburban Coquitlam. He was the Whitecaps top amateur draft pick in 1980.

## NO PREVIOUS INDOOR RECORD









# MIKE SWEENEY

# 8

Position \_\_\_\_\_ Midfielder  
Height \_\_\_\_\_ 5-8  
Weight \_\_\_\_\_ 155  
Age \_\_\_\_\_ 23  
Years a Cap \_\_\_\_\_ 2nd  
Citizen \_\_\_\_\_ Canada  
Former Club \_\_\_\_\_ Edmonton  
Drillers  
1983 Club \_\_\_\_\_ Whitecaps



A fractured right foot sidelined Mike for 14 regular season NASL outdoor games this past season, yet the four-year NASL veteran managed to tie Peter Beardsley for the club lead with 12 assists. Mike was purchased as a free agent from the defunct Edmonton Drillers in November of 1982. Mike has considerable indoor experience having spent two seasons with the Drillers including as a member of the 1980-81 NASL champions. He appeared in all of the Drillers 18 games in 1981-82 scoring nine goals and adding 28 assists. A veteran member of Canada's national team, Mike spent part of the fall months at the team's training camp in Victoria.

## SWEENEY'S INDOOR CAREER RECORD

Year	Club	GP	G	A	PIM	PTS
1980-81	Edmonton	8	1	6	12	8
1981-82	Edmonton	18	9	28	16	46
<b>TOTALS:</b>		<b>26</b>	<b>10</b>	<b>33</b>	<b>28</b>	<b>54</b>


## PLAYOFFS

Year	Club	GP	G	A	PIM	PTS
1980-81	Edmonton	6	2	6	2	10
1981-82	Edmonton	4	5	5	6	15
<b>TOTALS:</b>		<b>10</b>	<b>7</b>	<b>11</b>	<b>8</b>	<b>25</b>

# PETER WARD

# 10

Position \_\_\_\_\_ Forward  
Height \_\_\_\_\_ 5-7  
Weight \_\_\_\_\_ 145  
Age \_\_\_\_\_ 28  
Years a Cap \_\_\_\_\_ 1st  
Citizen \_\_\_\_\_ England  
Former Club \_\_\_\_\_ Seattle  
Sounders  
1983 Club \_\_\_\_\_ Seattle  
Sounders



The NASL's Most Valuable Player in 1982, Ward led the Sounders in scoring in both the 1982 and 1983 outdoor seasons. He was purchased by the Whitecaps in a three-cornered deal prior to the dispersal draft of Sounders players on September 28. The deal involved Whitecaps sending Frans Thijssen to Nottingham Forest for the winter with Forest waiving a portion of the liability owed them by the Sounders in exchange for Ward. The native of Derby scored 18 goals and 12 assists for 48 points in 1982 winning the MVP award; earning a spot on the NASL first all-star team and being honored as PSRA "Three-Star of the Year". Ward also tied for the playoff scoring lead with 10 points as the Sounders earned a berth into the final. This past season Ward once again led the Sounders with 13 goals and eight assists for 34 points. An English League veteran Ward has played for both Nottingham Forest and Brighton & Hove Albion. While at Brighton in 1976-77 Ward led all of the English League in scoring with 36 league and Cup goals. He has two England "B" and one full England caps. This will be Ward's first indoor competition.

**NO PREVIOUS INDOOR RECORD**

# VANCOUVER WHITECAPS

NO.	NAME	POS.	HT.
1	Tino Lettieri	GK	5-8
2	Shaun Lowther	D	5-8
4	Mark Nickeas	D	5-11
5	Bob Lenarduzzi	D	5-10
6	David Norman	D/M	5-7
7	Fran O'Brien	M	5-8
8	Mike Sweeney	D	5-8
10	Peter Ward	F	5-7
12	Paul Nelson	D	5-8
14	Ade Coker	F	5-8
15	Mick Martin	M	5-10
17	Steve Nesin	M	5-9
18	David Houston	M	5-7
20	Pierce O'Leary	D	6-1
21	Carl Valentine	F	5-9
22	Graham Brown	M	5-8
23	Rod McKay	D	5-8
24	P.J. Johns	GK	6-1
29	Ian Bridge	D	6-1

# TYPE THAT BI

There's no substitute for  
Proud to serve the needs of Van

## U-n-I

734-2373

2390 PINE STREET, VANCOUVER, BC

# 1983-84 INDOOR ROSTER

WT.	AGE	YEARS A CAP	1983 CLUB
165	26	3rd	WHITECAPS
155	21	4th	WHITECAPS
160	26	4th	WHITECAPS
160	27	11th	WHITECAPS
150	21	4th	WHITECAPS
140	28	2nd	WHITECAPS
140	28	2nd	WHITECAPS
145	28	1st	SEATTLE
155	23	7th	WHITECAPS
148	29	1st	SAN DIEGO
150	32	1st	NEWCASTLE
160	23	3rd	SAN DIEGO
140	17	2nd	WHITECAPS
150	24	4th	WHITECAPS
160	25	6th	WHITECAPS
150	17	1st	RESERVES
150	17	1st	RESERVES
165	25	2nd	WHITECAPS
70	24	1st	SEATTLE

# T SCORES

# G

Professional Typography.  
 Vancouver's top Athletic Organization.

## Type


• 732-7710

BRITISH COLUMBIA, CANADA V6J 4R7

# PAUL NELSON

# 12

Position \_\_\_\_\_ Defender  
Height \_\_\_\_\_ 5-8  
Weight \_\_\_\_\_ 155  
Age \_\_\_\_\_ 24  
Years a Cap \_\_\_\_\_ 7th  
Citizen \_\_\_\_\_ Canada  
Former Club \_\_\_\_\_ Shamrock Rovers  
1983 Club \_\_\_\_\_ Whitecaps



Now entering his seventh full season as a member of the Whitecaps, Nelson has appeared in 73 NASL career games. This past season he appeared in 13 games on defence, following injuries to Mike Sweeney, Pierce O'Leary and Mark Nickeas. Injuries have hampered his career the past two seasons. During the winter of 1982 he underwent major back surgery — which left him in traction for three weeks. This past outdoor season he was bothered by a recurring ankle injury. Paul has spent the winters of 1980 and 1981 with Ireland's Shamrock Rovers as part of the Caps' youth program. Nelson joined the Indoor team late in 1981, and played in five games. He added 13 appearances in 1981-82 — scoring his first ever goals as a Whitecap Indoors or outdoors against San Jose.

## NELSON'S CAREER INDOOR RECORD

Year	Club	GP	G	A	PIM	PTS
1980-81	Vancouver	8	0	3	0	3
1981-82	Vancouver	13	1	8	0	10
<b>TOTALS:</b>		<b>21</b>	<b>1</b>	<b>11</b>	<b>0</b>	<b>13</b>

## PLAYOFFS

Year	Club	GP	G	A	PIM	PTS
1980-81	Vancouver	5	0	1	0	1
1981-82	Vancouver	2	0	0	0	0
<b>TOTALS:</b>		<b>7</b>	<b>0</b>	<b>1</b>	<b>0</b>	<b>1</b>



# MICK MARTIN 15

Position \_\_\_\_\_ Midfielder  
Height \_\_\_\_\_ 5-10  
Weight \_\_\_\_\_ 150  
Age \_\_\_\_\_ 32  
Years a Cap \_\_\_\_\_ 1st  
Citizen \_\_\_\_\_ Ireland  
Former Club \_\_\_\_\_ Newcastle  
United (England)  
1983 Club \_\_\_\_\_ Newcastle  
United



The veteran Irish international (42 caps) was purchased by the Whitecaps in September. Martin has made more than 200 league and Cup appearances for Manchester United; West Bromwich Albion and Newcastle United. He started his career with the Bohemians club in his native Dublin and signed with Manchester United in 1973. He went on to play in 33 matches for the Red Devils and was transferred to West Brom in 1975. He appeared in 85 matches there before being transferred to Newcastle in 1978 where he has played in more than 100 matches. His father Con Martin was an English League player from 1946-55 with Leeds United and Aston Villa and was capped 30 times for the Republic of Ireland. This will be his first NASL club and first indoor experience.

## NO PREVIOUS INDOOR RECORD







# ALEX BARNETSON 19

Position \_\_\_\_\_ Defender  
Height \_\_\_\_\_ 6-1  
Weight \_\_\_\_\_ 170  
Age \_\_\_\_\_ 22  
Years a Cap \_\_\_\_\_ 2nd  
Citizen \_\_\_\_\_ Canada  
Former Club \_\_\_\_\_ Simon  
Fraser University  
1983 Club \_\_\_\_\_ Whitecaps



A fourth-round amateur draft choice from NAIA champions Simon Fraser University in 1982, Barnettson saw action in five full first-team games in 1983. A rash of backline injuries to Mike Sweeney, Pierce O'Leary, Mark Nickeas saw Barnettson called to duty. He made his NASL debut on July 30 at Skelly Stadium against Tulsa Roughnecks — but he did play in all three games of the Europac International tournament against China, International of Brazil and the Seattle Sounders. This will be his first indoor participation.

## NO PREVIOUS INDOOR RECORD



# PIERCE O'LEARY 20

**Position** \_\_\_\_\_ Defender  
**Height** \_\_\_\_\_ 6-1  
**Weight** \_\_\_\_\_ 150  
**Age** \_\_\_\_\_ 24  
**Years a Cap** \_\_\_\_\_ 4th  
**Citizen** \_\_\_\_\_ Ireland  
**Former Club** \_\_\_\_\_ Shamrock Rovers  
**1983 Club** \_\_\_\_\_ Whitecaps  
**Honours** \_\_\_\_\_ 1981 NASL Second Team All-Star



Now a four-year NASL veteran, O'Leary suffered frustration again in the 1983 outdoor season with a nagging injury. This time, an abdominal muscle strain forced him to miss 14 games. The year prior an infected toe and groin strain saw him miss 15 league games. However, in four NASL seasons he has played in 68 games scoring one goal and 10 assists. Pierce made an auspicious debut with the Whitecaps in 1981 appearing in 23 games and earning selection to the NASL/Sporting News Second All-Star team. An Irish international, Pierce joined the Whitecaps in the winter of 1980 from Shamrock Rovers. His brother David is captain of England's Arsenal. This will be his first taste of indoor competition.

## NO PREVIOUS INDOOR RECORD


Year	Club	GP	GA	ASST	TOTALS
1980-81	Edmonton	17	0	1	18
1981-82	Edmonton	13	0	1	14
1982-83	Edmonton	17	0	1	18
1983-84	Edmonton	17	0	1	18
<b>TOTALS:</b>		<b>64</b>	<b>0</b>	<b>4</b>	<b>68</b>



# P.J. JOHNS

# 24

**Position** \_\_\_\_\_ Goalkeeper  
**Height** \_\_\_\_\_ 6-1  
**Weight** \_\_\_\_\_ 165  
**Age** \_\_\_\_\_ 25  
**Years a Cap** \_\_\_\_\_ 2nd  
**Citizen** \_\_\_\_\_ U.S.A.  
**Former Club** \_\_\_\_\_ Edmonton Drillers  
**1983 Club** \_\_\_\_\_ Whitecaps



Johns was acquired from the defunct Edmonton Drillers — but P.J. actually paid his own way in for a tryout in October of 1982. He impressed Youth team coach Nobby Stiles and a contract was offered shortly thereafter. Johns didn't take up soccer until he was 17 and played goal for the University of Wisconsin — Milwaukee in NCAA competition. Johns spent two outdoor and two indoor seasons with the Drillers. This past outdoor campaign with Vancouver saw Johns get into three NASL matches — starting two. Johns also has considerable experience in the indoor game, having played in 8 of Edmonton's games in the 1981-82 season.

## JOHNS' CAREER INDOOR RECORD

Year	Club	GP	MINS	SVS	GA	GAA
1980-81	Edmonton	0	0	0	0	0.00
1981-82	Edmonton	8	182	45	12	3.95

## PLAYOFFS

Year	Club	GP	MINS	SVS	GA	GAA
1980-81	Edmonton	1	35	17	3	5.16
1981-82	Edmonton	2	23	5	5	7.83
<b>TOTALS:</b>		<b>3</b>	<b>58</b>	<b>22</b>	<b>8</b>	<b>7.25</b>





# 1981-82 VANCOUVER WHITECAPS FINAL INDOOR SEASON STATISTICS

NO.	NAME	GP	SH	PIM	C/E	PPG	G	A	PTS
25	Gerry Gray	15	138	18	2/0	2	20	15	55
21	Carl Valentine	17	102	0	0/0	1	13	24	50
18	Anders Olsson	18	106	8	0/0	1	15	18	48
4	Anders Palmer	17	48	0	0/0	1	12	5	29
3	Terry Yorath	18	78	12	0/0	0	6	17	29
5	Bob Lenarduzzi	12	78	6	1/0	1	7	8	22
24	Brent Barling	16	94	6	0/0	1	8	3	19
29	Mark Nickeas	18	44	10	0/0	0	4	4	12
7	Buzz Parsons	11	51	4	0/0	0	2	6	10
12	Paul Nelson	13	30	0	0/0	0	1	8	10
26	Ralston Dunlop	7	16	0	0/0	0	3	1	7
1	Tino Lettieri	11	2	2	0/0	0	1	4	6
15	Alan Goad	17	25	4	0/0	0	0	5	5
16	Ron Village	18	13	2	0/0	0	1	1	3
1	Darryl Wallace	8	0	2	0/0	0	0	1	1
33	Jim Robertson	3	7	0	0/0	0	0	0	0
WHITECAPS TOTALS			863	82	3/0	7	93	123	309
OPPONENTS TOTALS			884	63	3/1	8	94	130	318

GOALKEEPERS	GP	GS	MINS	SH	SVS	GA	GAA
1 Darryl Wallace	8	8	429	346	122	32	4.48
31 Tino Lettieri	11	10	656	538	194	62	5.67

WHITECAPS TOTALS	18	1085	884	316	94	5.20
OPPONENTS TOTALS	18	1085	863	314	93	5.14

GOALS BY PERIOD	1	2	3	4	OT	PTS
WHITECAPS	23	17	27	22	3	93
OPPONENTS	15	23	25	31	0	94

	WHITECAPS	OPPONENTS
POWERPLAY GOALS/ATTEMPTS	7/31 (26%)	8/41 (20%)
FOULS	262	270
CORNERS	43	39

# VANCOUVER WHITECAPS FINAL 1983 OUTDOOR STATISTICS

NO.	NAME	GP	GS	MINS	SH	FOULS	C/E	G	A	PTS
16	David Cross	26	26	2301	112	88	1/0	19	4	42
13	Peter Beardsley	25	25	2220	84	25	0/0	8	12	28
21	Carl Valentine	23	23	2050	33	25	0/0	6	9	21
11	Peter Lorimer	25	24	2301	83	40	4/0	4	10	18
7	Fran O'Brien	26	26	2428	29	40	0/1	4	7	15
8	Mike Sweeney	18	17	1625	11	50	2/0	0	12	12
14	Alan Taylor	12	7	700	16	12	0/0	4	1	9
3	Dave Watson	26	25	2363	28	73	2/0	3	3	9
9	Frans Thijssen	21	21	1897	48	35	2/0	2	5	9
5	Bob Lenarduzzi	28	27	2490	26	54	5/0	2	5	9
17	Arno Steffenhagen	8	7	708	14	6	1/0	2	2	6
4	Mark Nickeas	16	16	1399	14	23	3/0	1	4	6
6	David Norman	18	16	1412	17	41	3/0	1	4	6
15	Terry Felix	8	5	580	17	4	0/0	2	1	5
10	Flemming Lund	7	5	494	3	10	0/0	0	3	3
20	Pierce O'Leary	16	10	1200	8	29	1/0	0	3	3
1	Tino Lettieri	28	28	2594	0	0	4/1	0	1	1
2	Shaun Lowther	11	7	839	4	11	1/0	0	1	1
12	Paul Nelson	13	10	890	9	16	0/0	0	0	0
19	Alex Barnetson	5	1	207	0	8	0/0	0	0	0
24	P.J. Johns	3	2	219	0	0	1/0	0	0	0
WHITECAPS					547	579	29/2	58	87	205
OPPONENTS					574	544	27/9	34	47	111

GOALKEEPERS	GP	GS	MINS	SVS	SH	GA	GAA
1 Tino Lettieri	28	28	2594	159	11	25	0.87
24 P.J. Johns	3	2	219	16	0	8	3.20

Overall Record: 24-6 Goals For: 63 Goals Against: 34

Total Pts: 187

Home Record: 14-1 Road Record: 10-5

Home Attendance: 436,944 Home Average: 29,130


Road Attendance: 191,076 Road Average: 12,738

Record vs. West: 10-2

Record vs. East: 7-3

Record vs. South: 7-1

Points at Home: 113 Points on Road: 74





# 1981-82 INDOOR GAME-BY-GAME RESULTS

DATE	OPPONENT	RESULT	ATTENDANCE	SCORERS
Dec. 8	vs. Seattle	5-4 W	2,785	Parsons, Palmer, Yorath, Olsson, Lorimer
Dec. 11	vs. San Diego	4-3 W	2,468	Palmer (2), Olsson, Gray
Dec. 15	vs. Portland	5-4 W	2,262	Gray (2), Valentine, Yorath, Olsson
Dec. 18	at Seattle	3-6 L	5,158	Palmer, Nickeas, Barling
Dec. 20	at San Diego	4-14 L	11,146	Valentine (2), Lenarduzzi, Olsson
Jan. 4	at Portland	6-5 W(OT)	3,674	Valentine (2), Lenarduzzi, Nickeas, Gray, Palmer
Jan. 8	vs. Edmonton	4-2 W	3,480	Palmer, Valentine, Barling, Olsson
Jan. 12	vs. San Diego	9-8 W(OT)	2,910	Valentine (2), Gray (2), Olsson (2, Palmer, Lenarduzzi, Barling
Jan. 14	at San Jose	10-2 W	2,192	Olsson (2), Gray (2), Palmer (2), Nelson, Valentine, Lenarduzzi, Barling
Jan. 16	vs. San Jose	8-2 W	3,510	Valentine (2), Gray (2), Olsson, Nickeas, Palmer, Lenarduzzi
Jan. 21	at Edmonton	5-8 L	2,263	Yorath, Valentine, Olsson, Dunlop, Barling
Jan. 23	at Portland	1-3 L	6,820	Olsson
Jan. 26	vs. Edmonton	4-3 W(OT)	3,006	Gray (3), Parsons
Jan. 29	vs. Seattle	2-3 L	3,604	Nickeas, Gray
Jan. 31	vs. San Jose	9-2 W	2,458	Gray (3), Palmer (2), Valentine, Barling, Yorath, Lettieri
Feb. 3	at San Diego	6-10 L	6,287	Dunlop (2), Olsson, Yorath, Lenarduzzi
Feb. 8	at Seattle	4-6 L	5,014	Barling (2), Yorath, Gray
Feb. 13	at Edmonton	4-9 L	5,396	Gray, Olsson, Village, Lenarduzzi

## 1981-82 NASL Indoor Scoring, Goalkeeper Leaders

NASL Indoor Scoring Leaders	GP	G	A	Pts.
Julie Vee, San Diego	17	51	38	140
Karl-Heinz Granitza, Chicago	17	35	36	106
Jan Goossens, Edmonton	18	42	18	102
Giorgio Chinaglia, New York	17	35	20	90
Kai Haaskivi, Edmonton	18	26	31	83
Gordon Hill, Montreal	15	29	18	76
Barry Wallace, Tulsa	17	21	25	67
Ingo Peter, Chicago	18	13	41	67
Alan Hudson, Seattle	17	12	43	67
Chris McGrath, Tulsa	18	25	13	63
Zequinha, Tampa Bay	18	19	23	61

NASL Leading Goalkeepers*	G	Min	S	Sv	GA	GAA
Blagoje Tamindzic, Toronto	18	1045	312	90	5.17	
Arnold Mausser, Jacksonville	17	1020	251	88	5.18	
John Baretta, Edmonton	17	905	244	80	5.30	
Dieter Ferner, Chicago	14	774	204	69	5.35	
Paul Hammond, Seattle	10	1024	242	93	5.45	
Tino Lettieri, Vancouver	11	655	189	62	5.68	
Volkmar Gross, San Diego	18	880	303	88	6.00	
Jurgen Stars, Tampa Bay	11	663	191	68	6.15	
David Brcic, New York	14	739	228	78	6.33	
Keith MacRae, Portland	10	601	158	65	6.49	

(\*Goalkeepers need 540 minutes to qualify)

## Final Regular Season 1981/82 NASL Indoor Soccer Standings

Eastern Division	W	L	Pct.	GB	GF	GA
Montreal	9	9	.500	-	93	97
Toronto	8	10	.444	1	86	96
Jacksonville	7	11	.389	2	86	106
New York	6	12	.333	3	102	123

### Central Division

Chicago	12	6	.667	-	139	117
Tampa Bay	11	7	.611	1	121	113
Tulsa	10	8	.556	2	128	103

### Northwest Division

Edmonton	13	5	.722	-	133	91
Vancouver	10	8	.556	3	93	94
Seattle	9	9	.500	4	95	97

### Western Division

San Diego	10	8	.556	-	147	110
Portland	7	11	.389	3	86	103
San Jose	5	13	.278	5	83	141

## 1981-1982 NASL Indoor Playoff Results

### First Round (Atlantic Conference) Date

Chicago 4 at Tulsa 5	2/16
Tulsa 6 at Chicago 7 (OT)	2/18
mini game: Tulsa 3, Chicago 1	
Montreal 7 at Tampa Bay 8 (OT)	2/18
Tampa Bay 2 at Montreal 3	2/21
mini-game: Tampa Bay 2, Montreal 1 (3OT)	

### First Round (Pacific Conference) Date

Edmonton 8 at Seattle 6	2/17
Seattle 4 at Edmonton 12	2/20
San Diego 4 at Vancouver 3 (OT)	2/19
Vancouver 4 at San Diego 8	2/21

### Semi-Finals

Tampa Bay 5 at Tulsa 4	2/25
Tulsa 4 at Tampa Bay 3	3/1
mini-game: Tampa Bay 1, Tulsa 0	
Edmonton 2 at San Diego 8	2/25
Edmonton 3 at San Diego 12	3/1

### Indoor Championship Series

Tampa Bay 7 at San Diego 9	3/3
San Diego 10 at Tampa Bay 5	3/8

# Final Regular Season 1980/81 NASL Indoor Soccer Standings

Eastern Division	W	L	Pct.	GB	GF	GA
Atlanta	13	5	.722	-	97	75
Tampa Bay	9	9	.500	4	126	120
Jacksonville	8	10	.444	5	96	102
Ft. Lauderdale	1	17	.056	12	58	125

Central Division	W	L	Pct.	GB	GF	GA
Chicago	13	5	.722	-	146	103
Minnesota	12	6	.667	1	93	73
Detroit	7	11	.389	6	90	106

Northern Division	W	L	Pct.	GB	GF	GA
Vancouver	11	7	.611	-	91	96
Edmonton	10	8	.556	1	128	109
Calgary	10	8	.556	1	100	94
Toronto	5	13	.278	6	101	121

Southern Division	W	L	Pct.	GB	GF	GA
California	10	8	.556	-	104	118
Tulsa	9	9	.500	1	111	113
Dallas	7	11	.389	3	110	125
San Diego	6	12	.333	4	106	121

Western Division	W	L	Pct.	GB	GF	GA
Los Angeles	11	7	.611	-	118	99
Portland	10	8	.556	1	110	93
San Jose	10	8	.556	1	118	115
Seattle	9	9	.500	2	106	98

## 1980-1981 NASL Indoor Playoff Results

First Round (East)	Date
Minnesota 8 at Atlanta 10	2/16
Atlanta 5 at Minnesota 4 (OT)	2/20
Portland 2 at Chicago 6	2/17
Portland 7 at Chicago 8 (OT)	2/19

First Round (West)	Date
Edmonton 8 at Los Angeles 3	2/16
Los Angeles 6 at Edmonton 10	2/20
Vancouver 0 at California 3	2/18
California 5 at Vancouver 8	2/21
mini-game: Vancouver 4, California 0	

Semi-Finals	Date
Chicago 8 at Atlanta 3	2/25
Atlanta 9 at Chicago 5	2/28
mini-game: Chicago 4, Atlanta 2	
Vancouver 7 at Edmonton 9	2/24
Edmonton 6 at Vancouver 4	2/28

Indoor Championship Series	Date
Chicago 6 at Edmonton 9	3/2
Edmonton 5 at Chicago 4	3/7

---

# VANCOUVER WHITECAPS' INDOOR RECORDS

---

## Team

- Most Wins, Season: 11 (1980-81)
- Most Losses, Season: 8 (1981-82)
- Most Consecutive Wins: 5 (1980-81 and 81-82)
- Most Consecutive Losses: 4 (1981-82)
- Most Playoff Games, Season: 5 (1980-81)
- Most Goals Scored, Season: 93 (1981-82)
- Most Goals Allowed, Season: 96 (1980-81)
- Most Overtime Games, Season: 7 (1980-81)
- Most Overtime Games, Won, Season: 5 (1980-81)
- Most Goals Scored, Team, One Game: 10 vs. San Jose Jan. 14, 1982
- Most Goals Scored, Two Clubs, One Game: 18 — San Diego 14, Vancouver 4, December 20, 1981
- Most Goals Allowed, Game: 14 vs. San Diego Dec. 20, 1981
- Most Shots on Goal, Game: 73 vs. San Jose Jan. 16, 1982
- Most Shots on Goal, Game, Opponent: 63 vs. Portland Jan. 4, 1982
- Most Shots on Goal, Period: 26 vs. Edmonton Jan. 26, 1982
- Most Shots on Goal, Period, Opponent: 24 vs. Seattle Feb. 8, 1982
- Fewest Shots on Goal, Game: 18 vs. Calgary Dec. 20, 1980
- Fewest Shots on Goal, Period: 2 vs. Calgary Dec. 20, 1981
- Fewest Shots on Goal, Game, Opponent: 15 vs. Calgary Jan. 17, 1981
- Fewest Shots on Goal, Period, Opponent: 1 vs. Calgary Jan. 17, 1981
- Largest Attendance: 11,758 vs. Edmonton Feb. 28, 1981 (Playoff)
- Smallest Attendance: 2,133 vs. Edmonton Nov. 17, 1980

## Individual

- Most Goals Scored, Season: 22 Carl Valentine (1980-81)
- Most Goals Scored, Game: 5 Carl Valentine vs. Edmonton Feb. 2, 1981
- Most Assists, Season: 24 Carl Valentine (1981-82)
- Most Assists, Game: 5 Carl Valentine vs. San Diego Jan. 14, 1982
- Most Points Scored, Season: 59 (Carl Valentine 22 Goals, 15 Assists 1980-81)
- Most Points Scored, Game: 12 (Carl Valentine 5 goals 2 assists) vs. Edmonton Feb. 2, 1981
- Most Goalkeeper Saves, Game: 25 Randy Keen vs. Edmonton Nov. 27, 1981 and Bruce Grobbelaar vs. Toronto Jan. 8, 1981
- Most Goalkeeper Saves, Game, Opponent: 29 Darryl Wallace (Calgary) Nov. 6, 1980
- Most Penalty Minutes, Season: 28 Peter Roe (1980-81)
- Most Penalty Minutes, Game: 22 Roger Kenyon vs. Calgary Jan. 11, 1981
- Most Shots on Goal, Season: 138 Gerry Gray (1981-82)
- Most Shots on Goal, Game: 19 Gerry Gray vs. San Jose Jan. 16, 1982
- Fastest Two Goals, Team: 10 seconds (Sam Saundh 5:28; Edmonton own goal 5:38 vs. Edmonton Dec. 14, 1980 — fourth period)
- Fastest Two Goals, Player: 16 seconds Peter Roe (10:04; 10:20 third period vs. Edmonton Feb. 24, 1981)
- Fastest Three Goals, Team: 2:52 (Tino Lettieri PK 10:11; Terry Yorath 10:52 Mark Nickeas 12:36 third period vs. San Jose Jan. 31, 1982)
- Fastest Goal Start of Game: 15 Peter Roe vs. Toronto Jan. 22, 1981
- Fastest Overtime Goal: :19 Sam Saundh vs. Toronto Feb. 15, 1981

## ALL-TIME WHITECAPS INDOOR SCORING

NAME	YRS PLAYED	GP	G	A	PTS
1. Carl Valentine	1980-81-82	34	35	39	109
2. Gerry Gray	1980-81-82	32	29	30	88
3. Anders Olsson	1981-82	18	15	18	48
4. Sam Saundh	1980-81	18	19	9	47
5. Bob Lenarduzzi	1980-81-82	26	13	17	43
6. Peter Roe	1980-81	18	11	17	39
7. Mark Nickeas	1980-81-82	35	9	13	31
8. Anders Palmer	1981-82	17	12	5	29
Terry Yorath	1981-82	18	6	17	29
10. Brent Barling	1981-82	16	8	3	19

## ALL-TIME WHITECAPS PLAYOFF SCORING

NAME	YRS PLAYED	GP	G	A	PTS
1. Peter Roe	1980-81	5	5	6	16
2. Carl Valentine	1980-81-82	7	4	7	15
3. Sam Saundh	1980-81	5	4	6	14
4. Bob Lenarduzzi	1980-81-82	7	4	3	11
5. Derek Possee	1980-81	5	3	3	9
6. Gerry Gray	1980-81-82	7	3	2	8
7. Jim Armstrong	1980-81	5	1	3	5
8. Bruce Grobbelaar	1980-81	5	0	4	4
9. Terry Yorath	1981-82	5	1	1	3
10. Buzz Parsons	1980-81	5	1	1	3

## ALL-TIME WHITECAPS PENALTY LEADERS

NAME	YRS. PLAYED	GP	PIM
1. Gerry Gray	1980-81-82	32	40
2. Peter Roe	1980-81	18	28
3. Roger Kenyon	1980-81	14	27
4. Mark Nickeas	1980-81-82	35	18
5. Bob Lenarduzzi	1980-81-82	35	18

## ALL-TIME WHITECAPS SHOTS ON GOAL LEADERS

NAME	YRS. PLAYED	SHOTS
1. Gerry Gray	1980-81-82	193
Carl Valentine	1980-81-82	193
3. Bob Lenarduzzi	1980-81-82	109
4. Anders Olsson	1981-82	106
5. Brent Barling	1981-82	94
6. Mark Nickeas	1980-81-82	79
7. Terry Yorath	1981-82	78
8. Buzz Parsons	1980-81-82	54
9. Peter Roe	1980-81	51
10. Anders Palmer	1981-82	48

## ALL-TIME WHITECAPS GOALKEEPING LEADERS

NAME	YRS. PLAYED	GP	SAVES	GA	GAA
1. Darryl Wallace	1981-82	8	122	32	4.48
Wayne Gordey	1980-81	5	95	21	4.48
3. Bruce Grobbelaar	1980-81	9	176	48	5.26
4. Tino Lettieri	1981-82	11	194	62	5.67
5. Randy Keen	1980-81	5	96	27	5.74

## INDOOR FIRSTS

First Goal — Hans Bongers,  
second period vs. Edmonton Nov. 17, 1980

First Assist — Peter Roe,  
second period vs. Edmonton Nov. 17, 1980

First Penalty — Hans Bongers,  
second period vs. Edmonton Nov. 17, 1980

First Win — 6-5,  
vs. Edmonton Nov. 27, 1980

First Hat Trick — Sam Saundh,  
vs. Edmonton Nov. 27, 1980

Fastest Two Goals, Team: 10 seconds (Sam Saundh 5:28, Edmonton own goal 5:38 vs. Edmonton Dec. 14, 1980 — fourth period)

Fastest Two Goals, Player: 16 seconds Peter Roe (10:04; 10:20 third period vs. Edmonton Feb. 24, 1981)

Fastest Three Goals, Team: 2:52 (Tino Lettieri PK 10:11; Terry Yorath 10:52; Mark Nickeas 12:35 third period vs. Dan Jooe Jan. 31, 1980)

Fastest Goal Start of Game: 15 Peter Roe vs. Toronto Jan. 22, 1981

Fastest Overtime Goal: 18 Sam Saundh vs. Toronto Feb. 15, 1981

WHITECAPS



Labatt's



**WHITECAPS**



**Labatt's**

★ **LABATT'S**  
★ **3-STAR**  
★ **AWARDS**

After every Whitecaps' game Labatt's presents the three-star awards as selected by a member of the news media. The selections are based upon a 5-3-1 points system. Four quarterly winners will receive awards and the season points leader will win the Labatt's Cup. These awards are a way Labatt's can show a continuing support for soccer in B.C. We're proud to sponsor these awards.